



# WYNDEMERE HOMEOWNERS ASSOCIATION, INC.

## TREE REMOVAL POLICY

1. Removal of any live tree in Wyndemere whether on neighborhood or master common areas or on private property must be approved by the WHOA Arborist and the WHOA (master association) ARC Committee. If a dead or diseased tree identified as such by the Arborist is located on neighborhood common areas, both the neighborhood association Board and WHOA must approve the removal of the tree.
2. Residents must request a work order from WHOA for the Arborist to inspect their tree(s).
3. The ARC will issue a yellow Tree Removal Form to the resident when their application to have the tree removed is approved. The ARC may require, in appropriate circumstances as determined by the ARC, that the tree be replaced as part of the approval process.
4. The yellow form is to be made available to the tree removal company.
5. A homeowner can be fined for the unauthorized removal of a tree, and may be required to replace the tree.
6. Removal of a tree and the stump, as well as replacing the tree, is at the expense of the resident.

Approved on March 21, 2023  
Board of Governors

**Wyndemere Architectural Review Committee (ARC)  
Considerations and Criteria for Tree Removal**

**Aesthetics**

- 1). Is the tree part of the street canopy\*? Yes\_\_\_\_\_ No\_\_\_\_\_
- 2). Is the tree a signature tree (Tabebuia) or a significantly handsome specimen? Yes\_\_\_\_\_ No\_\_\_\_\_
- 3). Would removal *adversely* affect the visual impact of the community? Yes\_\_\_\_\_ No\_\_\_\_\_
- 4). Is the appearance aged, unattractive, and unhealthy? Yes\_\_\_\_\_ No\_\_\_\_\_
- 5). Has the tree been verified as diseased? Yes\_\_\_\_\_ No\_\_\_\_\_
- 6). Is the tree crowding/affecting performance of surrounding quality plant material, *excluding* annual flowers? Yes\_\_\_\_\_ No\_\_\_\_\_

**Safety/Liability**

- 1). Does the tree pose any *immediate* threat to the safety of persons or property? Yes\_\_\_\_\_ No\_\_\_\_\_
- 2). Are the tree roots interfering with utilities, or causing structural damage? Yes\_\_\_\_\_ No\_\_\_\_\_
- 3). Are the tree roots damaging driveways, pathways or other areas of property access? Yes\_\_\_\_\_ No\_\_\_\_\_
- 4). Have previous efforts been made to repair damage/ reduce potential liability (*i.e.* Root pruning) ? Yes\_\_\_\_\_ No\_\_\_\_\_
- 5). How many times has this work been performed? One time\_\_\_\_\_ More than once: #\_\_\_\_\_

**Root Pruning:** Date(s):\_\_\_\_\_ Company:\_\_\_\_\_

6). If removal request is approved, what is your plan for tree replacement? \_\_\_\_\_  
\_\_\_\_\_

## **The ARC Will Only Approve the Removal of Trees If:**

- 1) **The tree is diseased and cannot be saved**
- 2) **The tree has suffered storm damage and cannot be saved**
- 3) **The tree roots are causing structural damage to the home, utilities, etc. Lifting of driveway pavers or concrete driveways is not considered structural damage.**
- 4) **The tree is too close to other trees, landscaping and structures around the home and is causing damage to them**

**The final decision on whether or not a live tree can be removed or a diseased or damaged tree can be saved will be made by WHOA's Arborist, subject to approval by the Executive Committee.**

**Replacement of trees should be with like kind whenever practical.**

## **Insufficient Criteria for Tree Removal**

- 1) **The tree is messy, drops leaves in gutters, on pool cage, or in driveway**

All trees are messy and drop leaves.

**Solution:** Regular pruning of trees and elevating as necessary. Roof, gutter, and pool cage maintenance are home-ownership responsibilities and should be performed on a regular basis or as often as necessary.

- 2) **The tree is a 'bridge' to the roof for wildlife and ants**

**Solution:** Wildlife (Palm rats, mice, squirrels, etc.) can be discouraged from entry by ensuring all trees are trimmed away from the roof and gutters. Ants do not need a bridge. Note: Fruit trees provide a food source for a variety of wildlife; discourage by harvesting or disposing of fruit if possible.

- 3) **The tree has the potential to fall in a hurricane**

All trees have the potential to fall in a hurricane.

However, potential is increased and removal should be considered for a tree leaning more than 30 degrees in any direction.

## **Definitions:**

### **Canopy:**

Technical usage: The part of the tree with leaves and twigs.


Common usage: Any tree in a line or row of large trees planted to create an overhead 'covering'.

**Utilities:** Water lines, irrigation boxes, electrical cables/boxes, phone cables/boxes, A/C units

# Preventive Pruning

## Strong Structure Can Reduce Damage

The urban forest is much different from a natural forest. Trees often develop a form that is more susceptible to breakage when growing in urban environments. As a result, trees need preventive pruning to develop strong structure. Research and observation show that well pruned trees can create a more wind resistant urban forest. Listed below are the key components of strong structure.



Codominant stems are weakly attached, and more likely to split from the tree in strong winds.


### One dominant trunk

Trees with branches less than 1/2 the trunk diameter have one dominant trunk. A tree with two or more trunks is said to have codominant stems, or stems of equal size originating from the same point on the tree. This form is weak.

## How to Build Strong Structure

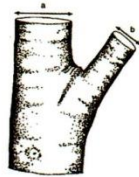
Pruning to create stronger tree structure is an ongoing process known as *structural pruning*. The drawings below show how to achieve each principle of strong structure through making proper reduction and removal cuts. Refer to *Restoration Pruning* (page 6) to learn more about how to make good reduction and removal pruning cuts.

### Pruning young trees



Develop one dominant trunk by shortening competing branches with reduction cuts. When performed regularly, this makes trees stronger by allowing the main trunk to grow larger than branches.

### Strong branch unions

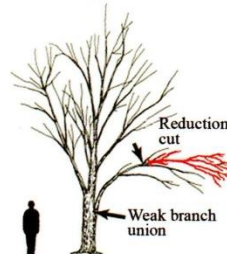


Strong attachments form when the union of the trunk and branch is u-shaped.




Weak attachments are indicated by a v-shaped union.

### Pruning mature trees



To minimize the likelihood of tree damage:

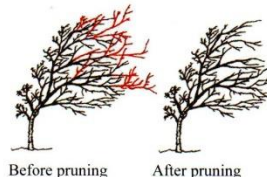
Reduce the length of limbs with a weak attachment to the trunk. Also, reduce limbs that are more than 1/2 the diameter of the main trunk or extended beyond the main canopy.



Trees pruned in this manner result in unbalanced canopies that break in storms.

### Balanced canopy

The canopy of the tree should be evenly distributed. When only interior branches are removed the tree becomes unbalanced because foliage is concentrated at the tips of branches. This form is more susceptible to breakage and difficult to restore.



Balance the canopy by reducing the length of limbs on the side where weight is concentrated. Do not remove interior branches, as this concentrates foliage at the tips of branches and causes them to break in strong winds.

### Decay resistant trees

Trees that resist decay are likely to recover well after a hurricane. Decay-prone trees can become a risk when severely damaged.



#### Trees that resist decay

Buttonwood, *Conocarpus erectus*  
Live oak, *Quercus virginiana*  
Mahogany, *Swietenia mahogani*  
Tamarind, *Lysiloma latisiliquum*  
Winged elm, *Ulmus alata*

#### Trees prone to decay

African tuliptree, *Spathodea campanulata*  
Hong-Kong orchid, *Bauhinia blakeana*  
Laurel oak, *Quercus laurifolia*  
Redbay, *Persea borbonia*  
Red maple, *Acer rubrum*